

P1 Orientation Programme



Duration	Item
0900 - 0930	Registration
0930 – 1030	P's Address Sharing by YH / AYH
1030- 1045	Sharing by external vendors - PSG - Commit Learning School
1100	End of Session



Principal

Mr Dennis Yap



Vice Principals



Mr Ramesh
Mukundhan
(Academic)



Mdm Rahima Bte
Abdul Rahman
(Academic)



Mr Yong Wei Leong
(Administration)





Ministry of Education
SINGAPORE

Here's to a Great Start to Primary School!




Overview

1. What is Primary School about?

2. Smoothing the transition to Primary 1

3. School-Home Partnership




Developments in Primary Education



Schools may access the video via:
<https://youtu.be/9paLbNR2zWg>

What is Primary School about?



1
Laying a strong foundation

2
Nurturing well-rounded individuals & passionate lifelong learners

3
Providing learning opportunities, recognising our children's strengths & developing their potential

4
Preparing our children for the future

5
Providing a safe learning environment to support their well-being



Holistic development Primary 1 includes:

Focus on building greater confidence and nurturing a stronger intrinsic motivation to learn




Offering age-appropriate assessment strategies to support learning

No examinations and weighted assessments at P1 and P2 to encourage the joy of learning.

Smoothening the transition to Primary 1

When your child enters primary school, their experience will include:



How can you prepare your child for Primary 1?

You can start talking to your child about the following:




Schools may access the video via:


<https://go.gov.sg/tran-sition-to-primary1>




Adjusting to a larger learning environment



Interacting with more peers and teachers



Adapting to longer school hours and new routines



Taking the initiative to ask for help



Becoming more independent and responsible

HOW CAN I PREPARE MY CHILD FOR PRIMARY 1?



Schools may access the video via:
<https://go.gov.sg/transition-to-primary1>

How else can you support your child?

Primary 1 is an exciting and fun stage for your child.
Help your child to enjoy the journey by developing these skills:



Nurture a love for reading
Sign your child up for a free Library membership and myLibrary ID to enjoy NLB's e-resources!

Relating Well to Others

Build your child's interpersonal skills by:

01

Modelling the use of friendly and polite phrases


"May I please..."

"Hi! My name is...What is your name?"

"Could you help me with..."

02

Providing opportunities for your child to share and take turns during playtime with other children



Developing Good Habits

Routines help your child build confidence and learn to manage things by themselves.

Take their temperature using a thermometer



Practise consistent pre-bedtime routines and have at least 9 hours of sleep

Wash their hands



Guide your child to do the following independently:



Dress themselves

Pack their bag and check for materials



Buy food at the canteen

Make healthy food choices



Knowing when and how to ask for help



Nurturing Positive Attitudes

Developing the right learning attitude will help your child learn better. You can encourage your child to:



Ask questions about their experiences and their observations on the world around them



Reflect on learning experiences, learn from mistakes and try ways to do something better



Persevere even when faced with challenges



Knowledge, Skills & Dispositions for the start of Primary 1



Values, Social-Emotional Competencies, Citizenship Dispositions



Art



English Language



Mathematics



Mother Tongue Languages



Music



Physical Education

- Understand and Care for Oneself
- Show Care and Respect for Others
- Make Responsible Decisions and Act on Them

- Enjoy Participating in Art
- Express Ideas and Feelings through Art
- Demonstrate Awareness of Art from Different Cultural Groups

- Listen and Speak for Enjoyment and Information
- Read with Enjoyment and Understanding
- Communicate Ideas and Information through Writing or Using Symbols or Letter-Like Shapes

- Basic Understanding of Numbers Up To 10
- Recognise Simple Patterns
- Compare Quantities Between Two Groups of Objects

- Enjoy and Show an Interest in Learning Mother Tongue Language.
- Enjoy and Show an Interest in Listening and Speaking in Mother Tongue Language.
- Demonstrate Awareness of Local Ethnic Culture

- Enjoy Participating in Music and Movement Activities
- Express Ideas and Feelings through Music and Movement Activities
- Demonstrate Awareness of Music and Movement from Different Cultural Groups

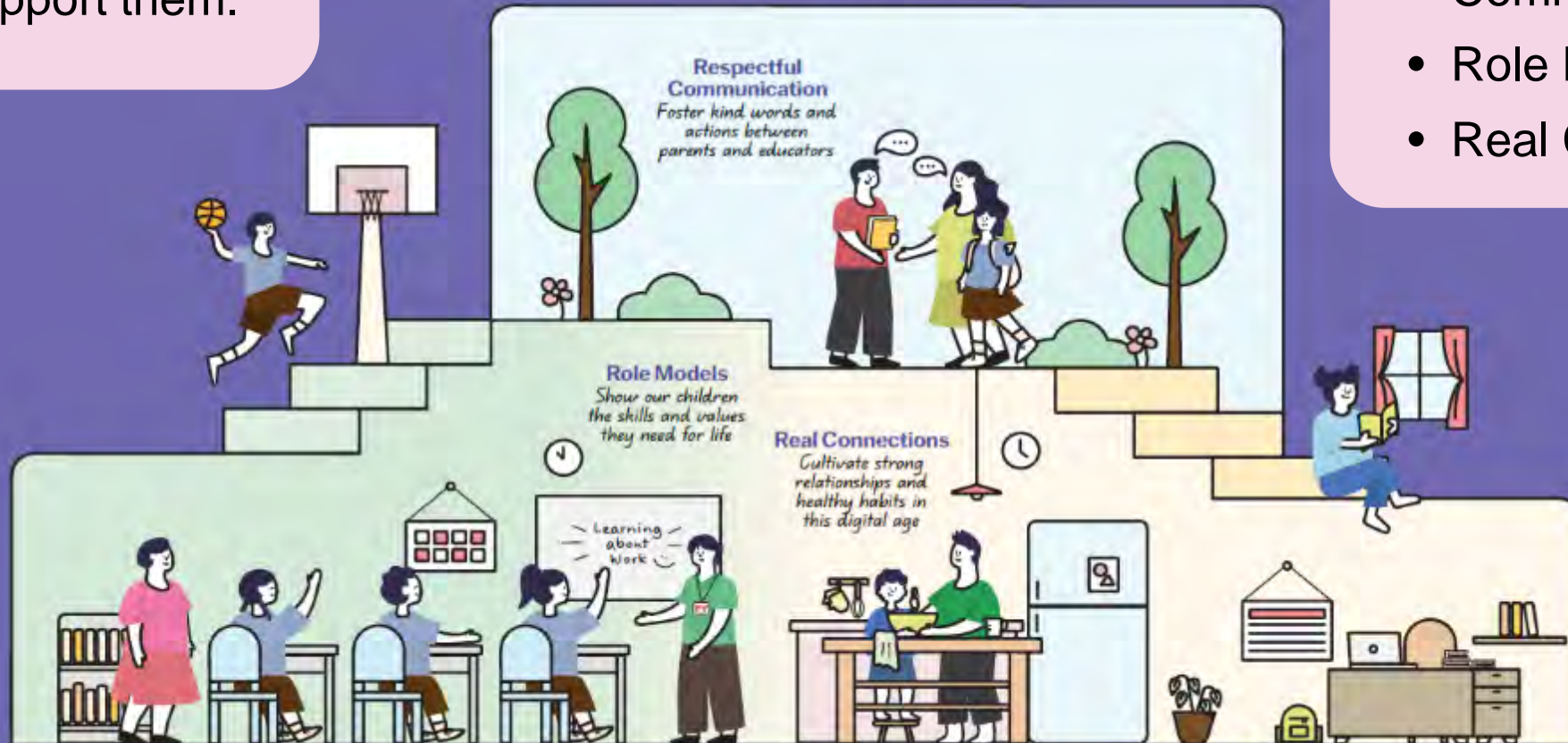
- Enjoy Physical Activities
- Display Coordination in Motor Tasks
- Demonstrate Awareness of Healthy Habits and Safety

School- Home Partnership

Our children do best when schools and parents work hand in hand to support them.

Guidelines for School-Home Partnership

Raising a Happy, Confident, and Kind Generation Together



- Respectful Communications
- Role Models
- Real Connections

Respectful Communication

Foster kind words and actions between schools and educators



Listen to and understand each other's perspectives and concerns regarding each child



Communicate kindly using official channels. Teachers are not required to share their personal mobile numbers



Respect each other's time by communicating during working hours



Role Models

Show our children the skills and values they need for life



Find joy in everyday experiences with our children



Instill confidence by encouraging responsibility and believing in our children's abilities



Model good values in words and actions



Check out this video on MOE YouTube for tips on how parents can support the social-emotional learning of their children.

Real Connections

Cultivate strong relationships and healthy habits in this digital age

Establish good habits for our children to stay confident and in control of their technology use

Build strong bonds through shared experiences and meaningful conversations



Provide a balanced mix of engaging online and offline activities, at school and at home



School Values

- Care
- Empathy
- Curiosity



Establishing School Rules and School Expectations



We establish school rules ...

- ✓ School is committed to nurturing a safe and supportive learning environment for every student.
- ✓ Students must learn to make good choices so that they can make their own school experience and also that of other students a joyful and meaningful one.
- ✓ Students also develop self-discipline and sound decision-making skills which are essential for success in life.



We believe that every student...

- ✓ can make good choices
- ✓ is responsible for their choice of actions
- ✓ needs to understand that wrong choices may lead to misbehaviours which lead to learning consequences
- ✓ has the right to learn without disruptions
- ✓ has the right to feel safe in school
- ✓ Everyone must be respected at all times.

Attire and Grooming

- ✓ Wear the prescribed school uniform and modification to the uniform is not allowed.
- ✓ Be neatly groomed at all times (hair and nails etc.).
- ✓ Personal or religious adornments, accessories or any jewellery pieces (rings, bracelets, necklaces, fancy watches and earrings etc.) are not allowed.
- ✓ Wear only plain full black canvas shoes without white or coloured trimmings or designs.
- ✓ Wear full black socks which are at least 3cm above the ankle.

Attire and Grooming

- ✓ Students must be in school uniform at all times when reporting to school for lessons or for other activities organised by the school.



Acceptable Black Shoes and Socks

- ✓ Students must wear full black canvas shoes and black socks.



- ✓ Clean full black canvas shoes.
- ✓ Designer black shoes are discouraged.
- ✓ Clean full black socks (NO ankle socks) – 3cm above ankles.

Grooming (Boys)

- Be neat in appearance, clean-shaven and no facial hair is allowed.
- Keep hair short and evenly cut above the collar and ears. Outlandish hairstyles and coloured hair is strictly not allowed.
- Keep fringe short which should not touch the eyebrows or ears.

Grooming (Girls)

- Keep hair short above the shoulders. Outlandish hairstyles and coloured hair is strictly not allowed.
- Keep fringe short which should not touch the eyebrows or ears.
- Plait or tie long hair neatly using dark-coloured hair bands, ribbons and hair clips
- Only simple ear studs are allowed.

School Hours

- ✓ Be in school preferably by 7.20 a.m.
- ✓ Inculcate the good habit of punctuality.
- ✓ Allow your child to settle in before lessons commence.
- ✓ Inculcate the good reading habit, we have set aside time for students to read from 7.20 a.m. to 7.30 a.m.
- ✓ Bring a storybook every day.

Morning Assembly	Recess (30 min)	In-Class Break (10 min)	School Ending Time
7.30 a.m.	9.00 a.m. - 9.30 a.m.	11.30 a.m. - 12 p.m.	1.20 p.m.



Recess (Buddying Programme)

➤ First 2 weeks

- assist your child in buying and handling their food, going to the toilet.
- getting around the school.

* If your child has forgotten to bring their money, they can inform their class teachers.



In-class break

- ✓ 10 min snack time between 11.30 a.m. to 12 p.m.
- ✓ a light and healthy snack e.g. biscuits, cut/dried fruits, bun.
- ✓ can be purchased during recess.



Arrival and Dismissal Arrangements (Walk or by Public Transport)

Arrival

- Main Gate (Gate 1), Gate 4 and Gate 7 are accessible for arrival in the morning.
- Gates close at 7.30 a.m. sharp when the morning flag raising ceremony begins.

Dismissal

- Arrange with your child the gate to meet him at dismissal. You may pick up your child from Gate 4 or Gate 7.
- Please be punctual to pick up your child. Your child will be dismissed at 1.20 p.m.
- Should you be late, and Gate 4 and Gate 7 are closed, please sign in at the security guard post located at the Main Gate (Gate 1) and proceed to the General Office to pick up your child.



Arrival and Dismissal Arrangements (by private transport)

Arrival

If you drive, you may drop off your P1 child by 7.30 a.m. latest at the car porch via the Main Gate (Gate 1). Be early as there is usually congestion.

The Main Gate is closed at 7.30 a.m. sharp.

Dismissal

You should pick up your child at the car porch via Main Gate (Gate 1) or at Gate 7 at 1.30 p.m.

If you use Gate 1, please be mindful that there will be school buses in the school compound. Look out for the yellow box. Drive with extra care.

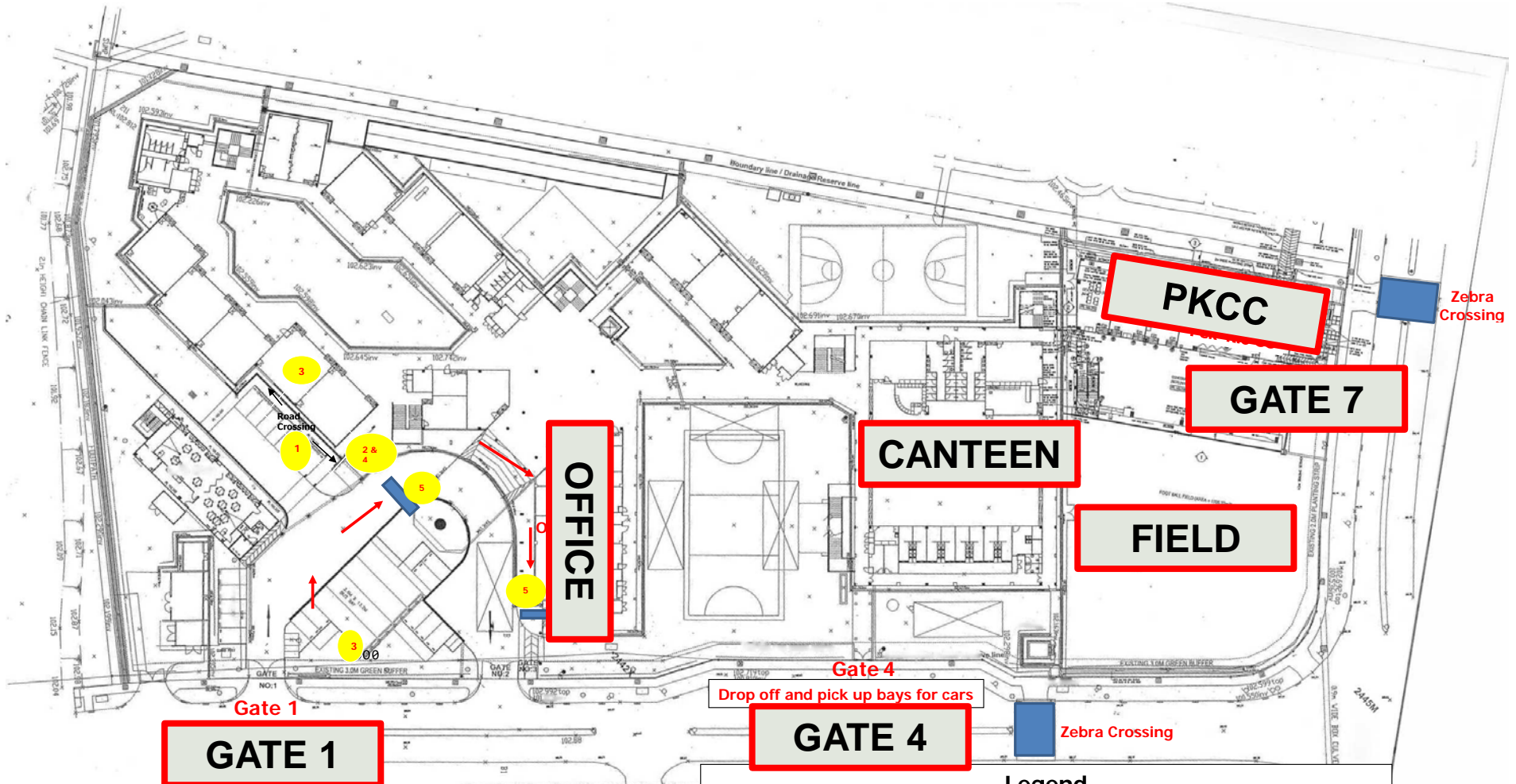


Arrival and Dismissal Arrangements (by private transport)

Additional Information






Gate 4 is a high human traffic point, and it is not advisable for drop off or pick up by car for younger children (P1 & P2).





FPPS TRAFFIC MANAGEMENT DIAGRAM

Legend

<p>1 LOOK sign</p> 	<p>2 Blinking Light & Caution Sign</p>  <p>CAUTION Look Out for Pedestrians Crossing</p>	<p>3 Bicycle Rack</p> 	<p>4 Speed Limit Sign</p> 	<p>5 Road Hump</p>  <p>Auto Gate at Gate 2</p>
--	---	---	---	---





Main Gate (Gate 1)

SEKOLAH PRIMA FARRER PARK

華 苑 小 学

ஃபெர்ரர் பர்க் தொடக்கப் பள்ளி

FARRER PARK PRIMARY SCHOOL





Car Porch



Drop-Off / Pick-Up Point (Gate 4)

- Along Farrer Park Road
- Vehicle Drop-Off/Pick-Up Points available
- Before school: 6.45 a.m. – 7.30 a.m.
- After school: 1.20 p.m. – 2.00 p.m.



Drop-Off / Pick-Up Point (Gate 7)

- Along Gloucester Road
- Vehicle Drop-Off/Pick-Up Points available
- Before school: 6.45 a.m. – 7.30 a.m.
- After school: 1.20 p.m. – 2.00 p.m.

the space.



Assembly Point (Foyer)

Things to bring on 2 Jan 2025

- ✓ Pencil case (at least 2 sharpened pencils, an eraser, a ruler, a container sharpener)
- ✓ A box of 12 colour pencils
- ✓ Snacks
- ✓ Water bottle
- ✓ Storybook
- ✓ Pocket money (when necessary)

*Form teachers will be sharing the list of books to bring on the first day of school with the students.

Bank > Accounts > For Kids

POSB Smart Buddy

Go cashless to minimise contact risk.



We get you ready for your primary school journey

Hear from fellow parents, MOE educators and more on how your child can get more out of their primary school experiences. Subscribe to [Schoolbag.edu.sg](https://www.schoolbag.edu.sg) today!

SCAN TO SUBSCRIBE

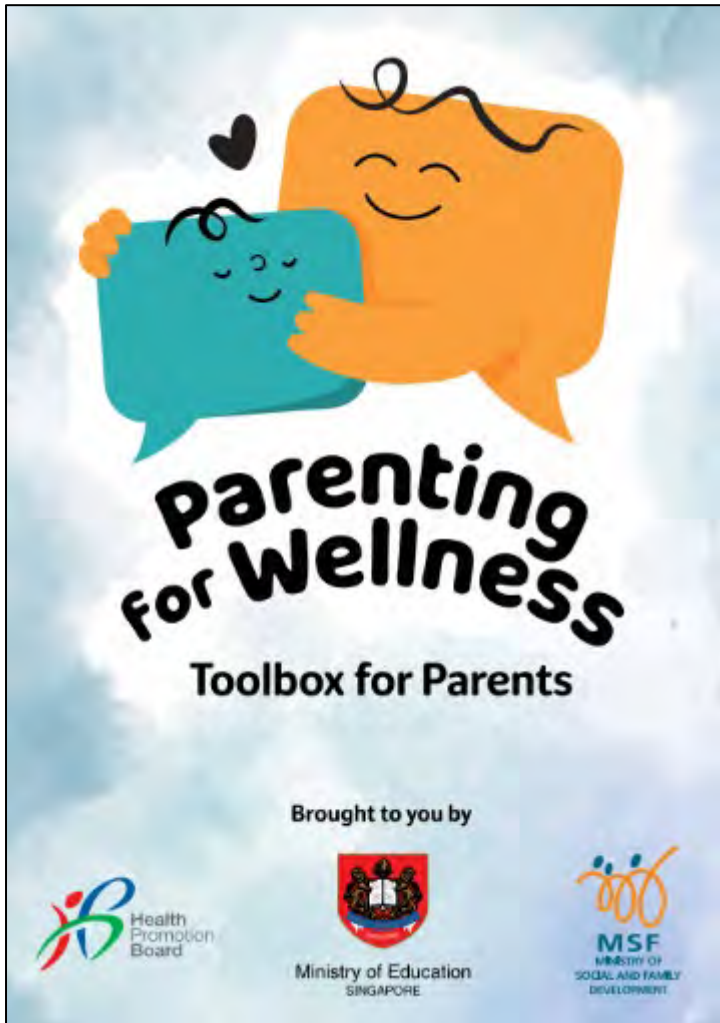


[go.gov.sg/schoolbag-newsletter](https://www.schoolbag.edu.sg)



Brought to you by
MOE Communications
and Engagement Group

Latest Resource: Parenting for Wellness Toolbox



An initiative to empower parents with key knowledge and skills to build strong parent-child relationships, strengthen their children's mental well-being and resilience, and parent effectively in the digital age.

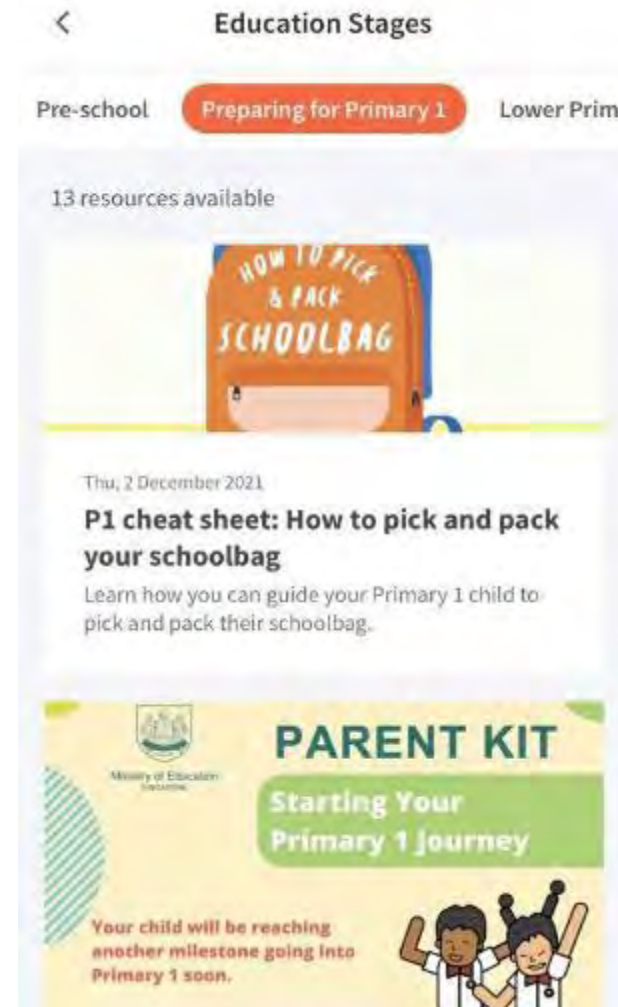
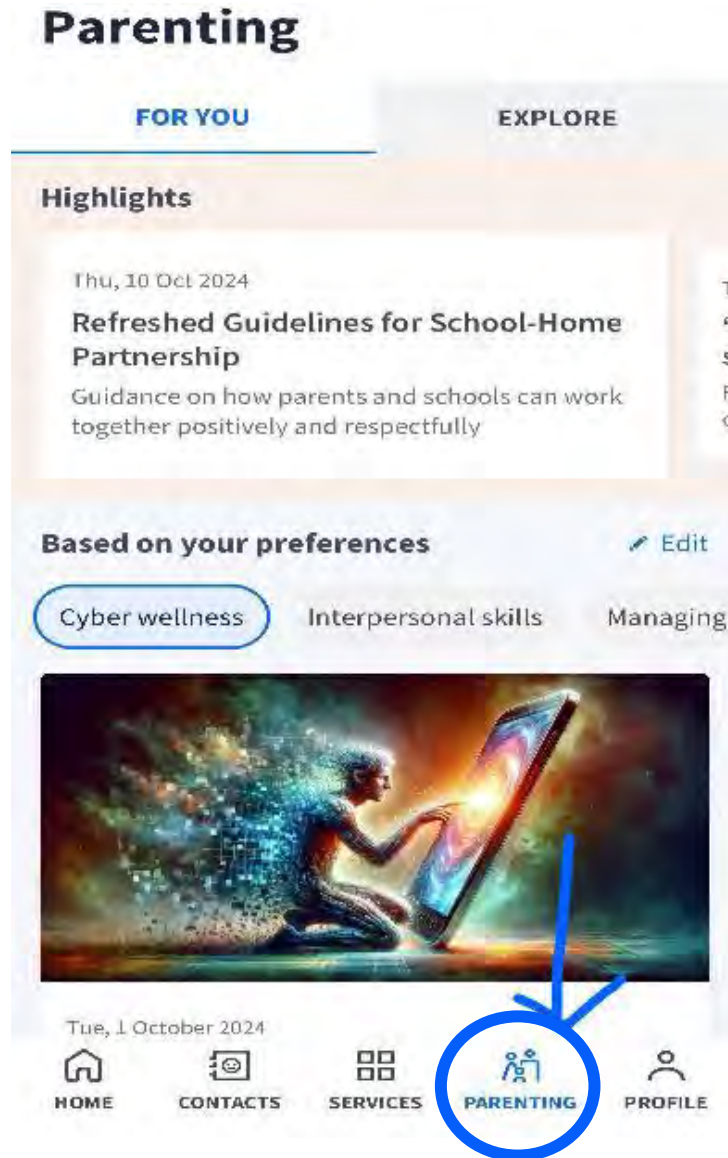
The Toolbox for Parents comprises bite-sized practical tips and strategies for parents, such as ways to create a safe and nurturing home environment, build resilience in children, and stay safe online.



Check out Parenting Resources on Parents Gateway (PG)

Repository of parenting resources

A repository for parents to browse resources on topics such as preparing for Primary 1, forging parent-child relationships and education pathways.



Find out more about Parents Gateway here.

Resources in PG for every educational stage

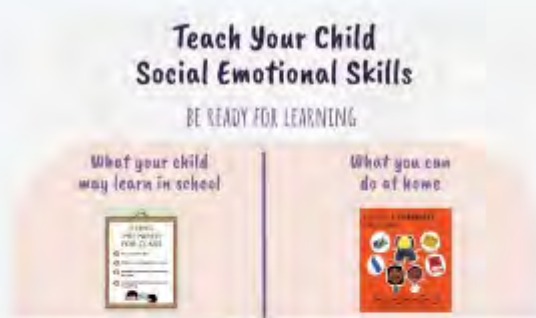


Fri, 23 September 2022

[Preparing for P1 - PDF] Supporting Your Child Through the Primary 1 Journey

Click to download or view this issue on preparing your child for P1.

Find out what your child really needs for Primary 1.



Mon, 18 October 2021

[PDF] Social skills to prepare your child for Primary 1

Click to download or view this resource to learn how you can help your child learn social skills.

Help develop your child's social and emotional skills by referring to this infographic.



Mon, 23 August 2021

Are you over-preparing your child for P1?

Learn how overpreparing your child may hinder learning.

Are you over-preparing your child for primary school?



Wed, 15 December 2021

[NLB] LearnX Reading - Primary

Create fun experiences for your child to discover the joy of reading.

How to cultivate the love for reading? Check out resources from the National Library Board.

Check out more resources from MOE

Parent Kit



Parent Kit

www.moe.gov.sg/parentkit

Each Parent Kit issue contains bite-sized actionable tips with supporting resources for parents to help them support their child in their education journey.

MOE Social Media Platforms




www.instagram.com/parentingwith.moesg



www.facebook.com/moesingapore

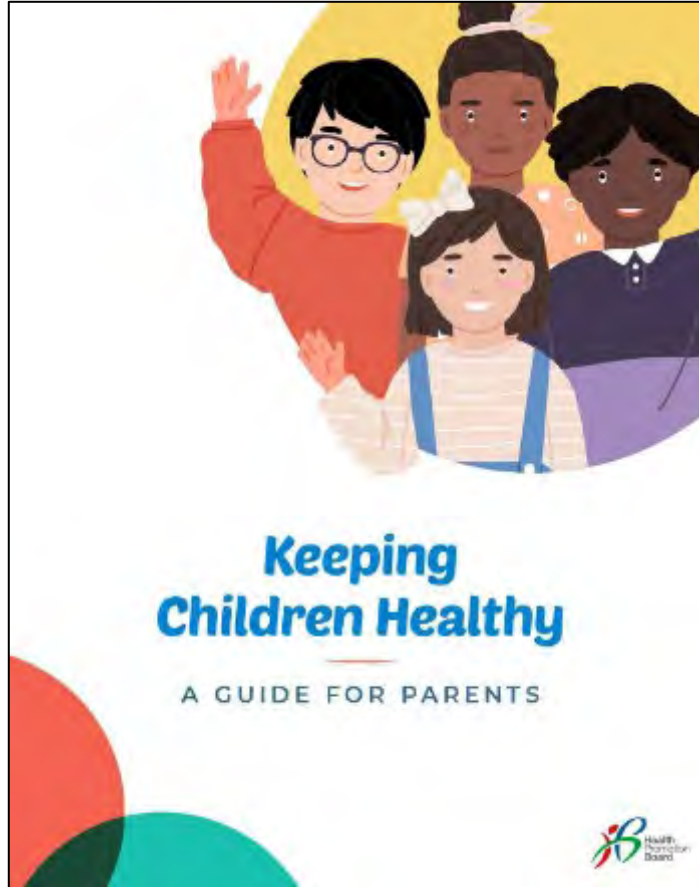


www.instagram.com/moesingapore



www.youtube.com/moespore

Keeping Children Healthy



Is your child transitioning to P1?

Unlike preschool where your child is served meals based on a fixed menu, they will have to start making more independent choices about what they want to eat in primary school.

This transition from being served to choosing for themselves can be daunting for children. Prepare them for it in the following ways:

- a) Talk to your child about 'My Healthy Plate' and highlight the importance of different food groups in our diet. Teach them how to choose a combination of dishes using the 'quarter-quarter-half' method so they learn to incorporate all food groups in their meals.

Here is an example of a meal that is not well-balanced, and a couple that are:



Edition 1



Edition 2



Edition 3



Join Us!

Parent Support Group (PSG)



A team of dedicated parents supporting each other in nurturing their children. Network, share and learn with fellow parents by involving yourself in initiatives such as Parenting Workshops and Career Talks for P5 and P6 students.



PARENT SUPPORT GROUP (PSG)

1. Collaborative relationship between parents and the school
 - Offer opportunities for parents to actively contribute to the school community.
 - Encourage parents to engage in their children's education through various events and activities.
2. Platform for parents to network, connect and support each other in this primary school journey.

PSG PARENT VOLUNTEERS

- For parents who wish to volunteer their time and skills to support school events/activities (eg; International Friendship Day, Racial Harmony Day, Teachers' Day, Childrens' Day, School Outings, etc).
- Great opportunity to engage with your child and their friends.
- Best chance to familiarize with the school environment and connect with other parents.
- **Parent Volunteers registration via Parent's Gateway at the beginning of school year**

PSG WHATSAPP GROUP

- An initiative by PSG ExCo Team
- Not managed by school
- To connect with fellow parents in the same level
- To share parenting information, workshops and activities
- Communication channel to PSG ExCo Parent Level Representative



P1 (Main) 2025 FPPS

WhatsApp group

